

Cotización de Monedas

www.cotizaciondemonedas.com

Customizing and Usage Guide

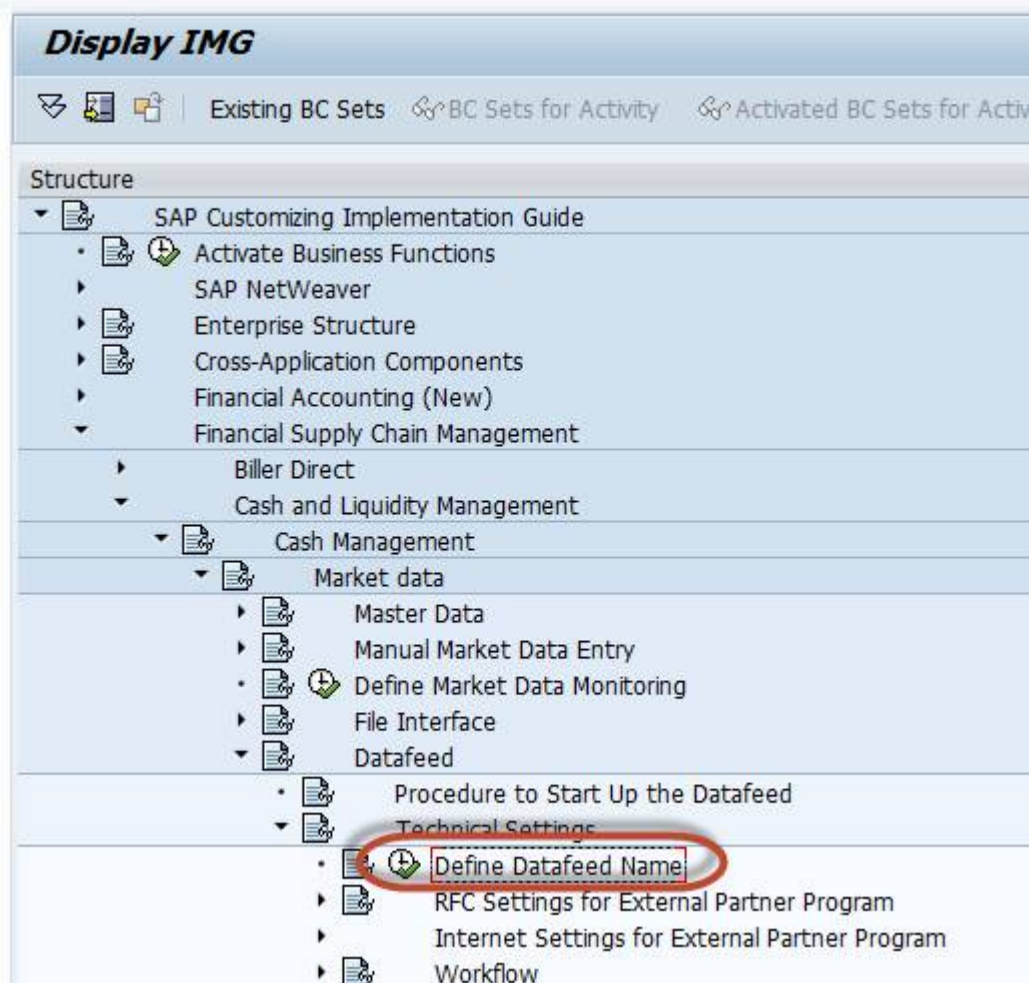
Infoaval S.R.L. (www.infoaval.com)

March 2018

Content

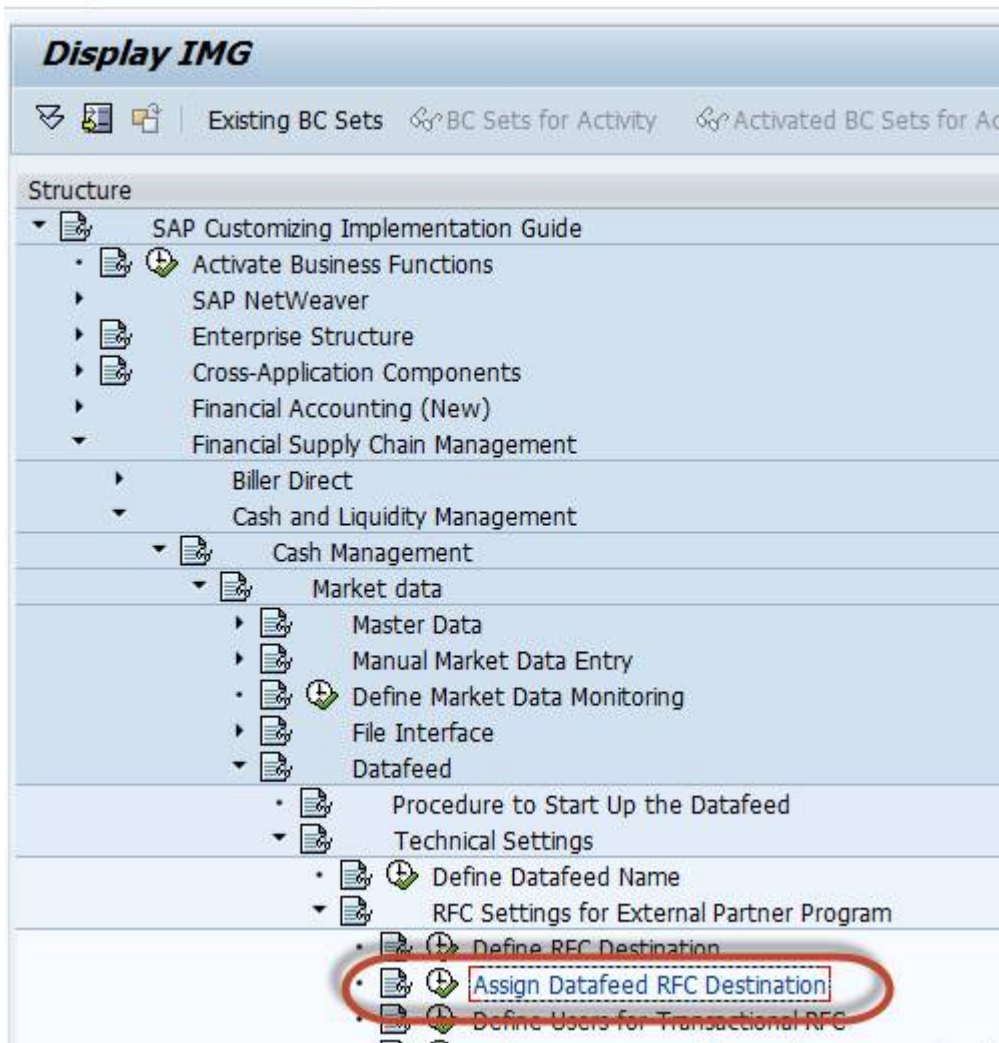
1. Customizing for www.cotizaciondemonedas.com :	2
2. TBD4 execution (save it as a variant):	11
3. Example of OB08 result (has already the "tomorrow" date):	12
4. Job creation:	13
5. Verification in transaction SM37:	19

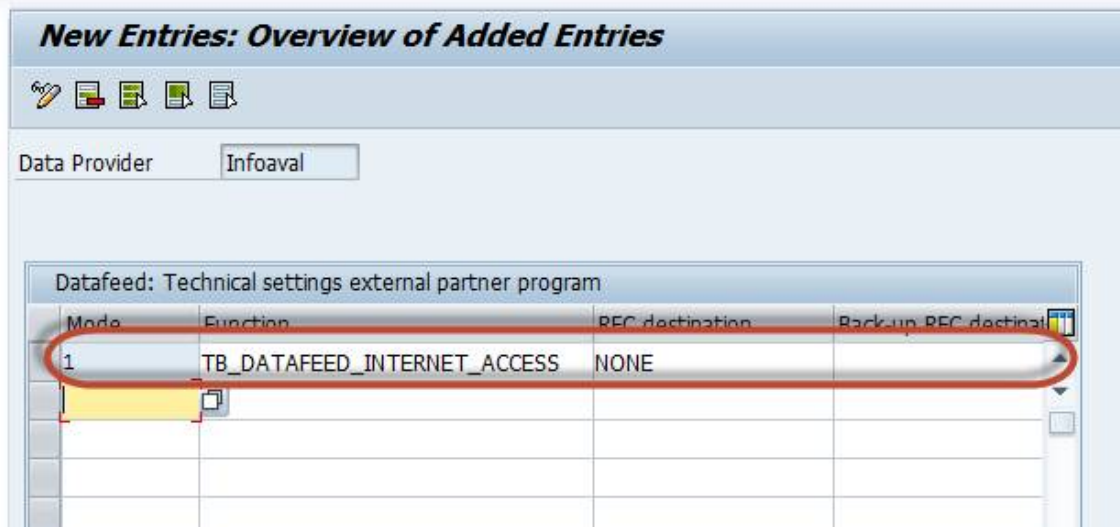
1. Customizing for www.cotizaciondemonedas.com:



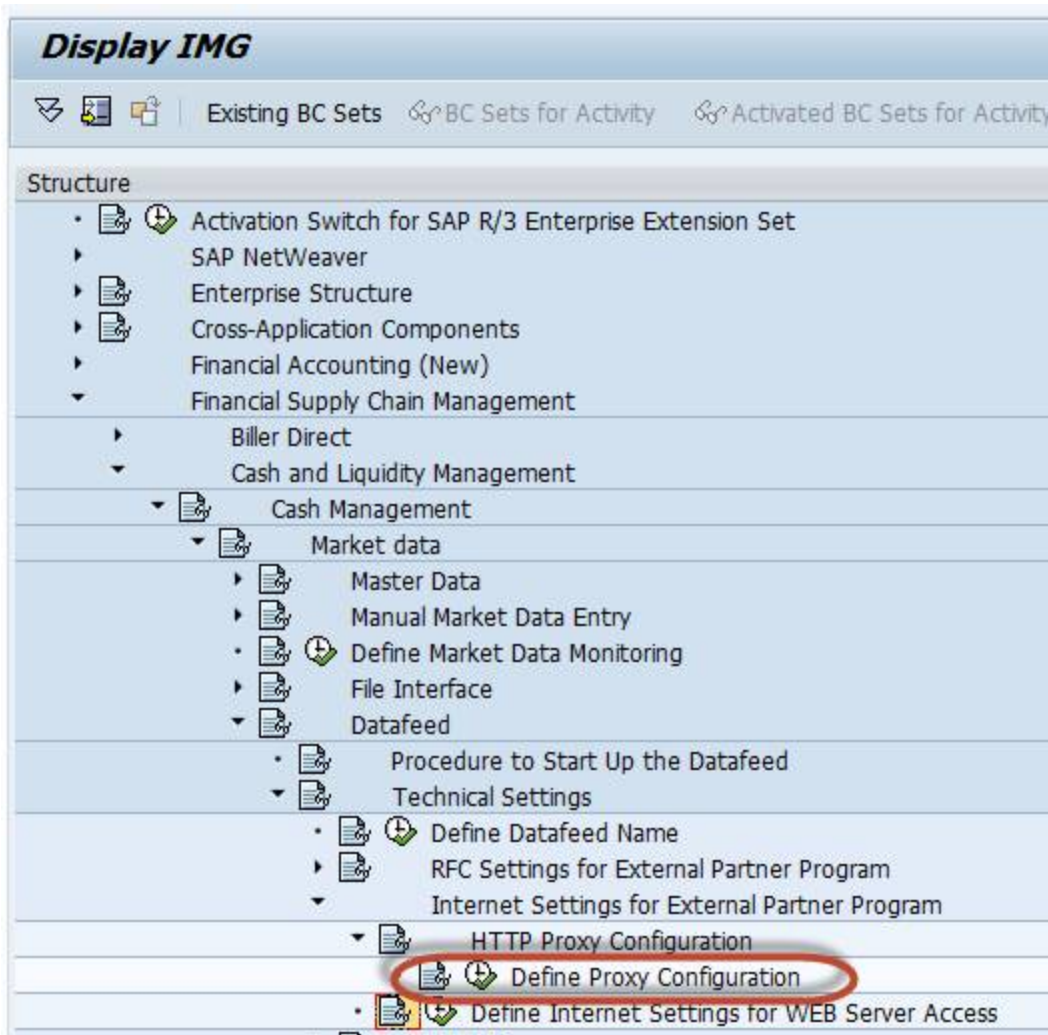
Change View "Datafeed: Permitted Datafeeds": Overview

Data Provider	Description	Usage log	FeedActive?	Quotation Origin...	QuOrig/Comm(06)
Infoaval	Cotizacion de Monedas	<input checked="" type="checkbox"/>	<input checked="" type="checkbox"/>		
Opentrade	Opentrade Interface	<input type="checkbox"/>	<input type="checkbox"/>		
Reuters	Reuters SSL Interface	<input type="checkbox"/>	<input type="checkbox"/>		
ReutersWeb	Reuters Web Interface	<input type="checkbox"/>	<input type="checkbox"/>		
Telerate	DJ/Bridge Rate Feed Engine	<input type="checkbox"/>	<input type="checkbox"/>		





Define Proxy settings (if needed):



New Entries: Details of Added Entries

Proxy

Proxy user

Proxy password

Function Module

Connection settings:

Display IMG

Existing BC Sets | BC Sets for Activity | Activated BC Sets for Activity

Structure

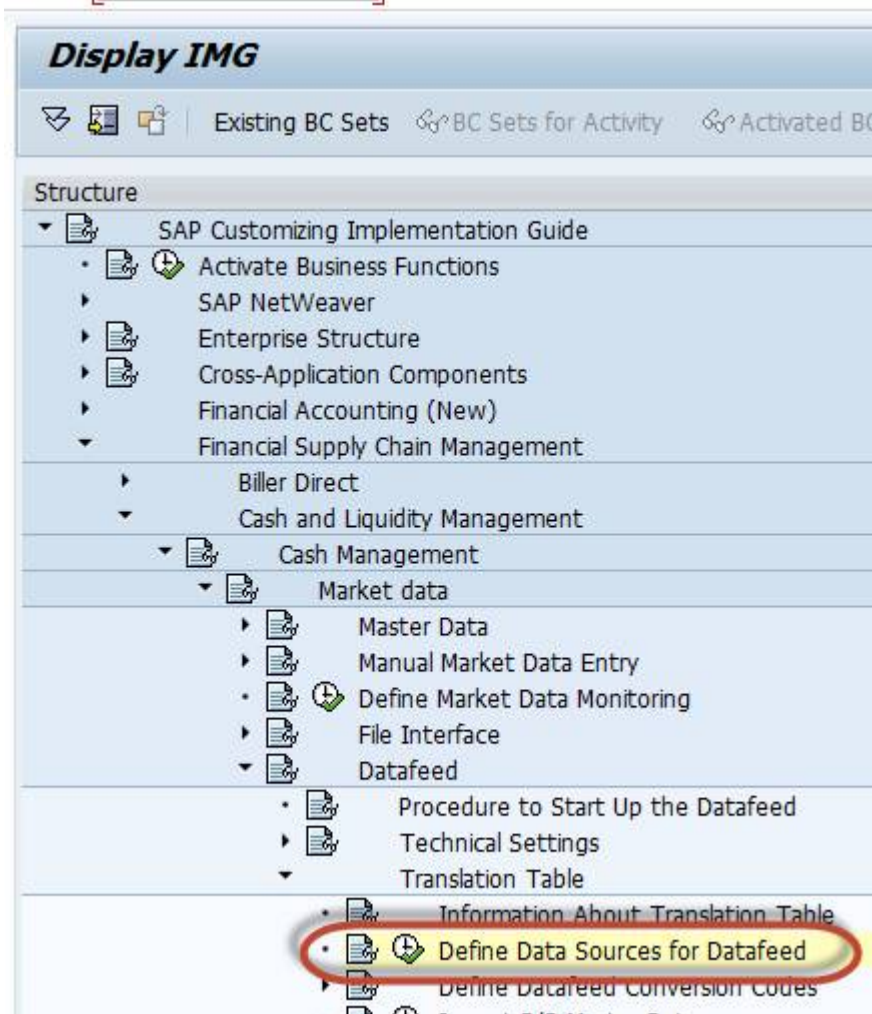
- SAP Customizing Implementation Guide
 - Activate Business Functions
 - SAP NetWeaver
 - Enterprise Structure
 - Cross-Application Components
 - Financial Accounting (New)
 - Financial Supply Chain Management
 - Biller Direct
 - Cash and Liquidity Management
 - Cash Management
 - Market data
 - Master Data
 - Manual Market Data Entry
 - Define Market Data Monitoring
 - File Interface
 - Datafeed
 - Procedure to Start Up the Datafeed
 - Technical Settings
 - Define Datafeed Name
 - RFC Settings for External Partner Program
 - Define RFC Destination
 - Assign Datafeed RFC Destination
 - Define Users for Transactional RFC
 - Define Print Options for Log (Transactional RFC)
 - Internet Settings for External Partner Program
 - HTTP Proxy Configuration
 - Define Internet Settings for WEB Server Access**
 - Workflow

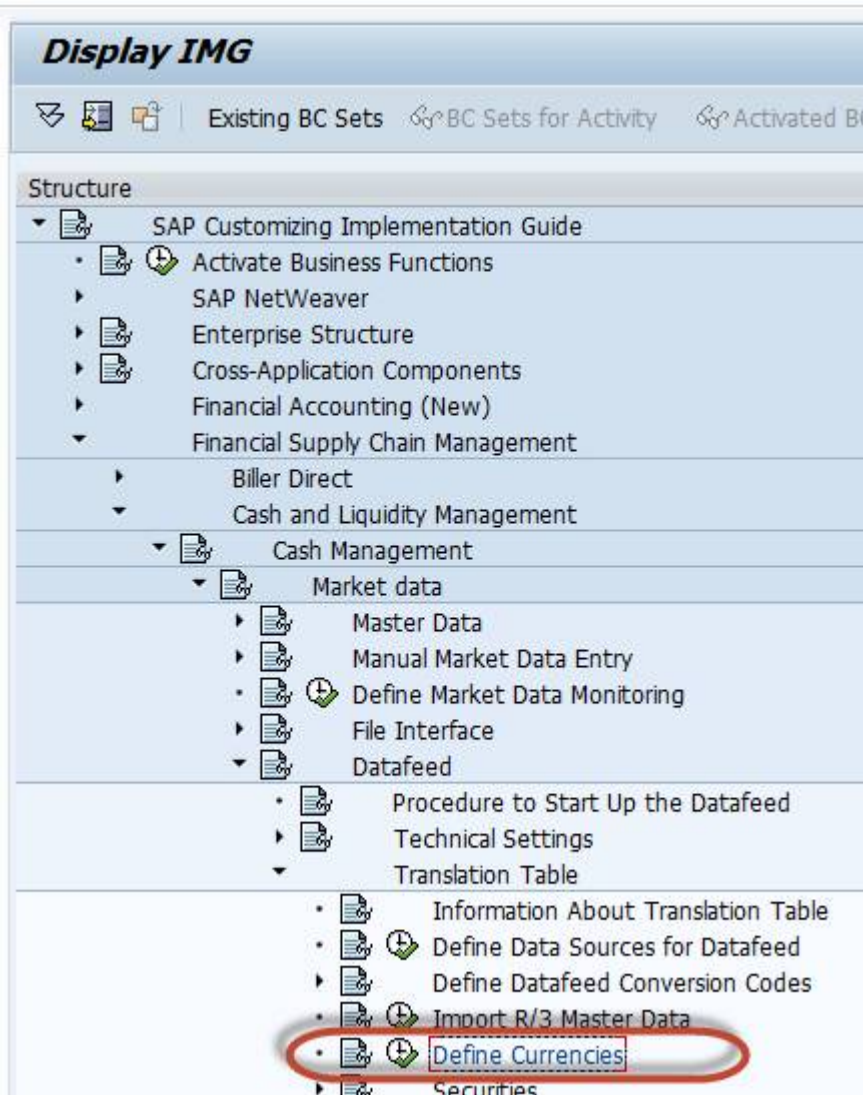
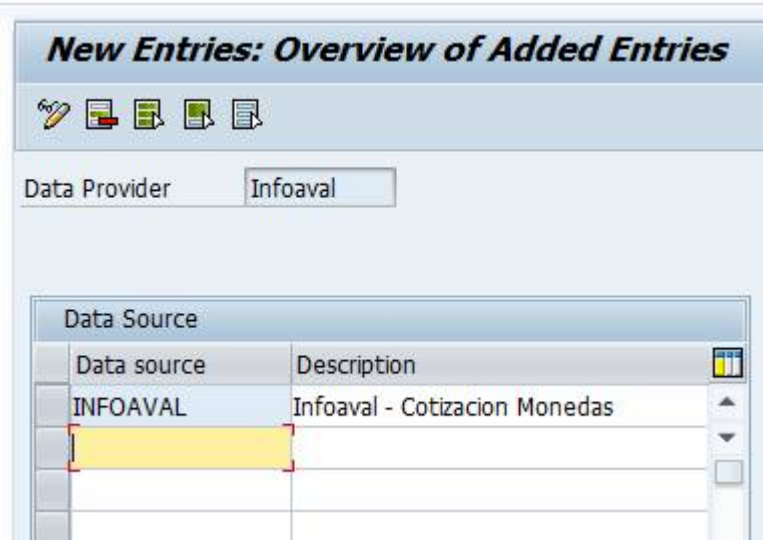


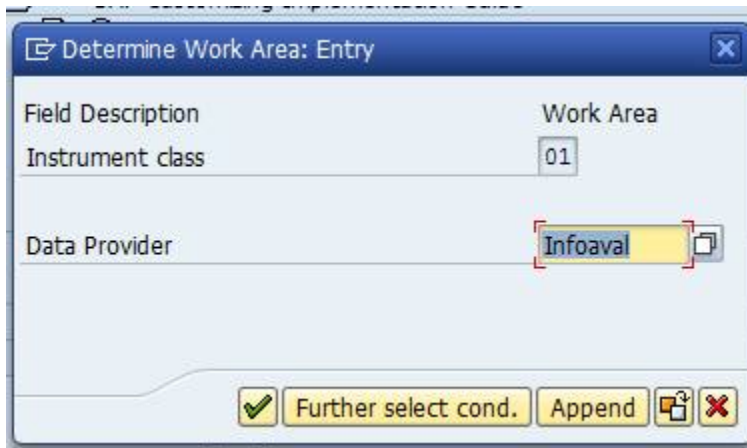
URL: "<http://www.cotizaciondemonedas.com.ar/app/cotizacion/cotizaciones>"

User name: *provided by Infoaval*

Password: *provided by Infoaval*









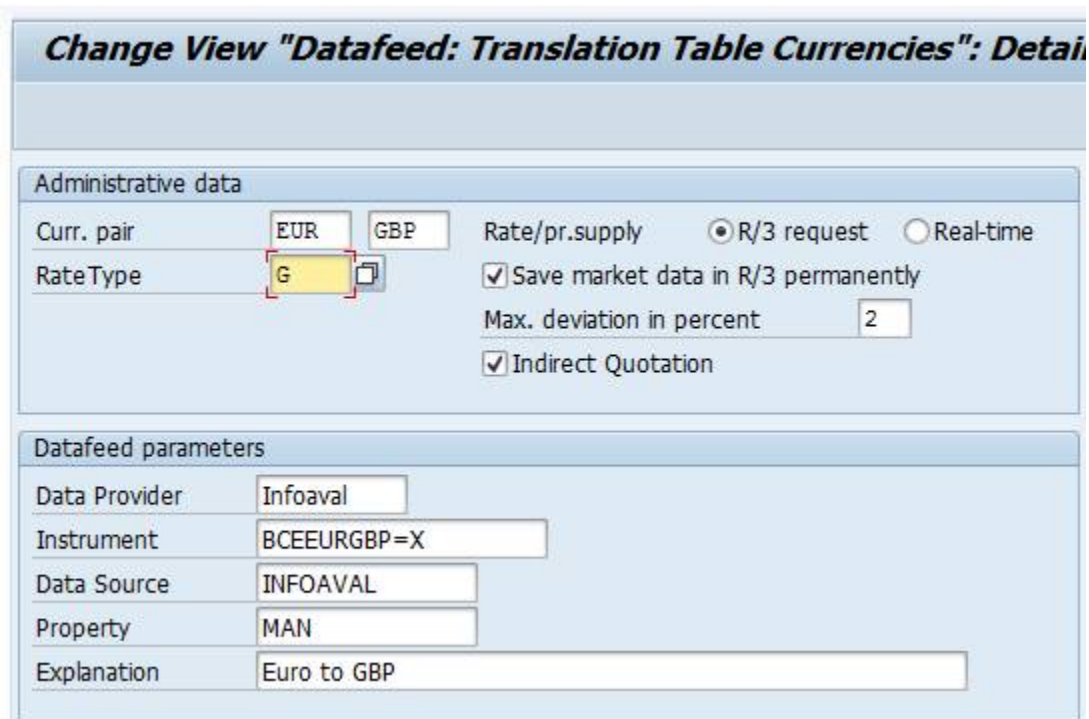
Determine Work Area: Entry

Field Description	Work Area
Instrument class	01
Data Provider	Infoaval

Buttons: Further select cond. | Append |  | 

Add the following entry and modify the Exchange Rate Type if needed.

Examples:



Change View "Datafeed: Translation Table Currencies": Details

Administrative data

Curr. pair	EUR GBP	Rate/pr.supply	<input checked="" type="radio"/> R/3 request <input type="radio"/> Real-time
RateType	G	<input checked="" type="checkbox"/> Save market data in R/3 permanently	
		Max. deviation in percent	2
		<input checked="" type="checkbox"/> Indirect Quotation	

Datafeed parameters

Data Provider	Infoaval
Instrument	BCEEURGBP=X
Data Source	INFOAVAL
Property	MAN
Explanation	Euro to GBP

Change View "Datafeed: Translation Table Currencies": Deta

Administrative data

Curr. pair Rate/pr.supply R/3 request Real-time
 RateType Save market data in R/3 permanently
 Max. deviation in percent
 Indirect Quotation

Datafeed parameters

Data Provider
 Instrument
 Data Source
 Property
 Explanation

Change View "Datafeed: Translation Table Currencies": Details

New Entries

Administrative data

Curr. pair Rate/pr.supply R/3 request Real-time
 RateType Save market data in R/3 permanently
 Max. deviation in percent
 Indirect Quotation

Datafeed parameters

Data Provider
 Instrument
 Data Source
 Property
 Explanation

Save the transport order.

2. TBD4 execution (save it as a variant):

Datafeed: Request Current Market Data

Market data class

<input checked="" type="checkbox"/> Currencies	<input type="checkbox"/> Exchange rate volatilitie
<input type="checkbox"/> Securities	<input type="checkbox"/> Security price volatiliti
<input type="checkbox"/> Interest rates	<input type="checkbox"/> Interest rate volatilitie
<input type="checkbox"/> Indexes	<input type="checkbox"/> Index volatilities
<input type="checkbox"/> Forex swap rates	<input type="checkbox"/> General volatilities
<input type="checkbox"/> Commodities	

Market data selection

1st key definition	<input type="text" value=""/>	→	
2nd key definition	<input type="text" value=""/>	→	
Instrument property	<input type="text" value=""/>	→	
for volatilities: term	<input type="text" value=""/>	→	

Datafeed

Name:

Request mode: Synchronou Transactional (asynchronous)

Output control

Output list of results All Errors Correct results

Save market data in R/3 permanently, if defined in Customizing

Layout:

Example:

Datafeed: Request Current Market Data

Mkt data - 06.09.2016, 15:59:16 o'clock Users: USER02

Market data class: 01 Currencies Data source: Infoaval

From curr.	To-currency	Cat	Date	Time	Value	"Fr" ratio	To factr
Refresh	UpdateFlag	Status	Warning/error message				
<input type="checkbox"/> USD	BRL	G	07.09.2016	15:00:00	3.24460	1	1
X	X						
<input type="checkbox"/> USD	BRL	M	07.09.2016	15:00:00	3.24520	1	1
X	X						

3. Example of OB08 result (has already the "tomorrow" date):

Change View "Currency Exchange Rates": Overview

New Entries

ExRt	ValidFrom	Indir.quot	Ratio(from)	From	Dir.quot.	Ratio (to)	To
G	07.09.2016	X		1 USD	= 3.24460	X	1 BRL

Change View "Currency Exchange Rates": Overview

New Entries

ExRt	ValidFrom	Indir.quot	Ratio(from)	From	Dir.quot.	Ratio (to)	To
M	07.09.2016	X		1 USD	= 3.24520	X	1 BRL

Banco Central do Brasil:

gov.br/pt-br/#!/home

DO BRASIL e um sistema financeiro sólido e eficiente. Busca avançada

Acesso à Informação do BCB | Sistema de Metas para a Inflação | Economia e finanças | Câmbio e Capitais Internacionais | Sistema de Pagamentos Brasileiro | Sistema Financeiro Nacional | Supervisão do SFN | Intervenções, liquidações e privatizações

Perfis

- Cidadão
- Poder Judiciário
- Imprensa
- Instituições Financeiras
- Investidor

Relatório Focus

Relatório Focus: IPCA 2016: 7,34%
PIB 2016: -3,20%
» Acesse.

FOCUS Relatório de mercado

Taxas de Juros

Taxas de juros de operações de crédito ver taxas

Taxa Selic - Meta 14,25%
Reunião Copom: 31/08 Sem viés atas Copom

Taxa Selic Diária 14,15%
05/09 mais detalhes

Poupança

Remuneração para depósitos em 05/09/2016 0,6896% a.m. mais detalhes

Inflação

Meta 2016 4,5 ± 2 p.p.
Acumulada 8,74
(período de 12 meses - IPCA) ver histórico

Câmbio

Dólar EUA	compra	venda
06/09 (PTAX)	3,2446	3,2452
06/09-13:00	3,2204	3,2210

Notícias

17/08/2016 **Vencedores do primeiro Prêmio BC de Economia e Finanças focam impacto do 'crédito governamental' na política monetária**
Objetivo do concurso é estimular a pesquisa em ciência econômica e nos temas relacionados à missão institucional do BC. Ganhadores foram homenageados durante o XI Seminário sobre Riscos, Estabilidade Financeira e Economia Bancária, em São Paulo.
» Leia mais...

25/07/2016 **No dia do escritor, conheça autores ilustres que estamparam cédulas e moedas em todo o mundo**
Peças fazem parte do acervo do Museu de Valores do BC, que funciona no Edifício-Sede do Banco Central, em Brasília.
» Leia mais...

4. Job creation:

Before you create the job, save a variant in transaction TBD4 with all the same parameters than before.

Suggested variant name: "Job Nocturno" or "Daily Job"

Variant Attributes

Copy Screen Assignment

Variant Name	Job Nocturno
Meaning	Job Nocturno - Infoava

Access then to SM36 to create the job:

Define Background Job

Start condition **Step** Job selection Own jobs Job wizard Standard jobs

General data

Job name	COTIZACION DE MONEDAS INFOAVAL
Job class	C
Status	Scheduled
Exec. Target	<input type="text"/>

Job start	Job frequency

Job steps

--

Create Step 1

User: Usuario de jobs

Program values

ABAP program

Name:

Variant: Nombre de la variante de la transacción TBD4

Language:

External command (command pre-defined by system administrator)

Name:

Parameters:

Operating sys.:

Target server:

External program (direct command input by system administrator)

Name:

Parameter:

Target host:

Step List Goto System Help

Step List Overview

No.	Program /Command	Prog. type	Spool list	Parameters	User	Lang.
1	RFTBDF07	ABAP		JOB NOCTURNO	USER02	EN

Job Edit Goto System Help

Start condition Step Job selection Own jobs Job wizard Standard j

General data

Job name COTIZACION DE MONEDAS INFOAVAL

Job class C

Status Scheduled

Exec. Target Spool list recipient

Job start	Job frequency

Job steps

```
0000000001 -Steps successfully defined
```

Start Time

Immediate **Date/Time** After job After event At operation mode >..

Date/Time

After job At operation mode

After event

Check Save Close

Start Time

Immediate Date/Time After job After event At operation mode >..

Date/Time

Scheduled start	Date	21.08.2016	Time	21:00:00
No Start After	Date		Time	

Fecha de inicio de ejecución

Hora deseada de ejecución

At operation mod

After event

Periodic job

Check Period values Restrictions

Period Values

Hourly

Daily

Weekly

Monthly

Other period

Check Period values

Start Time

Immediate Date/Time After job After event At operation mode >..

Date/Time

Scheduled start	Date	21.08.2016	Time	21:00:00
No Start After	Date		Time	

After job

At operation mode

After event

Periodic job

Check Period values Restrictions

Job Edit Goto System Help

Define Background Job

Start condition Step Job selection Own jobs Job wizard Standard jobs

General data

Job name COTIZACION DE MONEDAS INFOVAL

Job class C

Status Scheduled

Exec. Target Spool list recipient

Job start		Job frequency	
Date	Time	Daily	
Start date	21.08.2016	21:00:00	

Job steps

0000000001 -Steps successfully defined

Job COTIZACION DE MONEDAS INFOVAL saved with status: Released

5. Verification in transaction SM37:

Simple Job Selection

Execute Extended job selection Information

Job name: *

User name: USER02

Job status

Sched. Released Ready Active Finished Canceled

Job start condition

From: 21.08.2016 To: 21.08.2016

or after event:

Job step

ABAP program name:

Indicar primer día de ejecución definido en SM36

If you see it like follows, it was created correctly.

Job Overview

Release Spool Job log Step Application servers

Job overview from: 21.08.2016 at: 20:00:00
to: 21.08.2016 at: 23:00:00

Selected job names: *
Selected user names: USER02

Scheduled Released Ready Active Finished Canceled

Event controlled Event ID:
 ABAP program Program name :

Job	In	Job CreatedBy	Status	Start date	Start time	Duration(sec.)	Delay (sec.)
COTIZACION DE MONEDAS INFOAVAL		USER02	Released			0	0
*Summary						0	0